

# GS3



## GS3



**Light and Shadow Design**

- Floating roof design
- Flying Dynamics integrated chromed grille




**An Extensive and Exclusive Cabin**

- "Race rack" ellipse design
- HD Full-color 8-inch touch screen



**Smart Handling and Enjoyable Driving**

- GAC second generation 200T engine
- The all new Aisin 6-speed automatic transmission

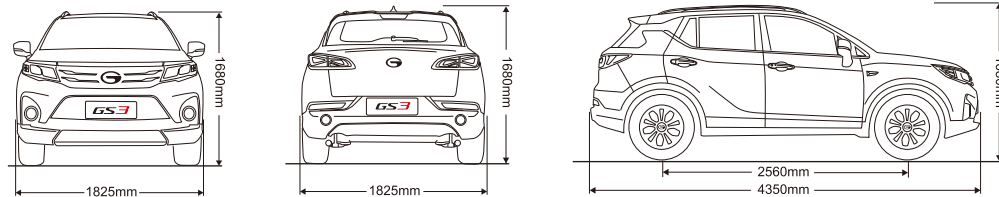


**Comprehensive Protection, Worry-free Driving**

- Bosch Electronic Stability Program (ESP)
- Direct Tyre Pressure Monitoring System

# GS3 Specifications

SPECIFICATIONS & FEATURES	150N MT		150N AT		200T AT	
	GS	GS	GB	GB	GE	GE
<b>DIMENSIONS</b>						
Length*Width*Height (mm)	4350 ×1825×1655 / 1680					
Wheelbase (mm)	2560					
Seating Capacity	5					
Trunk Capacity (L)	370 / 780					
Fuel Tank Capacity (L)	50					
Curb Weight (kg)	1315-1380					
<b>MECHANICAL/PERFORMANCE</b>						
Engine Technics	DCVVT/GCCS			E-Turbo/DCVVT/GCCS		
Displacement (mL)	1495			1325		
Max. Power (kW/rpm)	84 / 6000			101 / 5500		
Max. Torque (N·m/rpm)	150 / 4500			202 / 1500-4200		
Transmission	MT	AT		AT		
Fuel Consumption Under Comprehensive Road Conditions (L/100km)	6.5	6.9		7.0		
Emission Standard	Euro V					
Suspension	Front: McPherson Type Independent Suspension Rear: Twisting Beam Suspension					
Brakes	Front: Ventilated Disc Brakes / Rear: Disc Brakes					
Steering	Electric Power Steering (EPS)					
<b>EXTERIOR</b>						
16" Aluminum Alloy Wheels+215/65 Tires	●	●	—	—	—	—
17" Aluminum Alloy Wheels+215/60 Tires	—	—	●	●	—	—
18" Aluminum Alloy Wheels+225/55 Tires	—	—	—	—	●	●
Temporary Spare Wheel	●	●	●	●	●	●
Halogen Headlights (w/ Height Adjustment/ Alarm for Headlights On/ Follow Me Home Function)	●	●	●	●	●	●
LED Daytime Running Lights (DRL)	—	—	—	●	●	●
Front Fog Lights	—	—	●	●	●	●
LED Taillights	●	●	●	●	●	●
Power Folding Side Mirrors w/ Defogging & Defrosting	—	—	—	—	●	●
Power Adjustable Side Mirrors	●	●	●	●	●	●
Shark Fin Antenna	—	—	—	—	●	●
<b>INTERIOR</b>						
Light Interior	—	—	—	—	●	●
Dark Interior	●	●	●	●	○	○
Air Conditioning w/ Air Filter	●	●	●	●	●	—
Automatic Air Conditioning w/ Negative Ion Air Filter	—	—	—	—	●	●
Multi-functional Steering Wheel	—	—	—	—	●	●
Leatherette-trimmed Steering Wheel	●	●	●	●	●	●
Front Row Windows One-touch Up & Down Power	—	—	●	●	●	●
Manual-dimming Rearview Mirror	●	●	●	●	●	●
Front Row Dual Sun Visors w/ Illuminated Vanity Mirrors	—	—	—	—	●	●
Fabric-trimmed Seats	●	●	●	●	—	—
Leather & Leatherette-trimmed Seats	—	—	—	—	●	●
6-way Adjustable Driver's Seat	●	●	●	●	●	●



SPECIFICATIONS & FEATURES	150N MT		150N AT		200T AT	
	GS	GS	GB	GB	GE	GE
<b>INTERIOR</b>						
4-way Adjustable Front Passenger's Seat	●	●	●	●	●	●
60:40 Split and Reclining Second Row Seats	●	●	●	●	●	●
Second Row A/C Vents	—	—	—	—	●	●
Second Row Folding Center Armrest w/ Cup Holders	—	—	—	—	●	●
Cargo Area 12V Power Outlet	—	—	—	—	●	●
<b>SAFETY</b>						
Dual Front Airbags	●	●	●	●	●	●
Front Side Airbags	—	—	—	—	●	●
Front Row Seats Seatbelts w/ Pretensioners and Force Limiters (Height Adjustable)	●	●	●	●	●	●
Second Row Seats Three-point Seatbelts	●	●	●	●	●	●
Front Row Seats Seatbelts Untied Alarm(Light and Chime)	●	●	●	●	●	●
Electronic Stability Program (ESP)	●	●	●	●	●	●
Anti-lock Braking System (ABS)	●	●	●	●	●	●
Electric Brakeforce Distribution (EBD)	●	●	●	●	●	●
Traction Control System (TCS)	●	●	●	●	●	●
Hydraulic Brake Assist (HBA)	●	●	●	●	●	●
Hill-start Hold Control (HHC)	●	●	●	●	●	●
Hill Descent Control (HDC)	●	●	●	●	●	●
Electronic Parking Brake (EPB) w/ Autohold	—	—	—	—	●	●
Tire Pressure Monitoring System (TPMS)	●	●	●	●	●	●
ISOFix Child Safety Seat Anchors	●	●	●	●	●	●
Second Row Child Safety Door Lock	●	●	●	●	●	●
Impact Sensing Door Unlock	●	●	●	●	●	●
Engine Immobilizer (w/ Anti-theft Alarm)	●	●	●	●	●	●
<b>ENTERTAINMENT &amp; TECHNOLOGY</b>						
AM/FM	●	●	●	●	●	●
MP3/WMA	●	●	●	●	●	●
3.5-in. LCD Instrument Panel w/Multi-Information Display (MID)	—	—	—	—	●	●
8-in. TFT Color Screen Display	—	—	●	●	●	●
Front Row USB Port	●	●	●	●	●	●
Rear Row USB Port	—	—	●	●	●	●
4 Speakers	●	●	—	—	—	—
6 Speakers	—	—	●	●	●	●
Bluetooth® Handsfree Phone System	—	—	●	●	●	●
Speed Based Volume Adjustment	●	●	●	●	●	●
Cruise Control	—	—	●	●	●	●
Rear Parking Sensors	●	●	●	●	●	●
Wide-angle (180°) Rear View Camera System	—	—	●	●	●	●
PEPS (Passive Entry Passive Start)	—	—	—	●	●	●
ECO Drive Mode	—	●	●	●	●	●


**Notes:**

1. "●"-Standard, "—"-"N/A, "○"-Optional for specific countries and regions. (Please contact your local dealer for the most current information.)
2. All information presented herein is based on data available at the time of posting, and is subject to change without notice.
3. Some options may not be available in some countries or regions.
4. All rights reserved by GAC MOTOR.

**Colors**



**Wheels**



17" Aluminum alloy wheel 18" Aluminum alloy wheel

**Interior**



Dark Interior Light Interior

